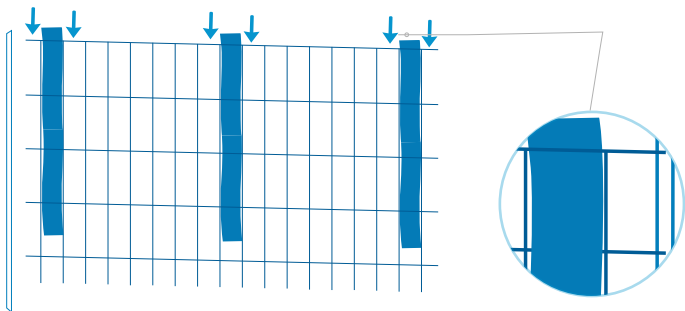
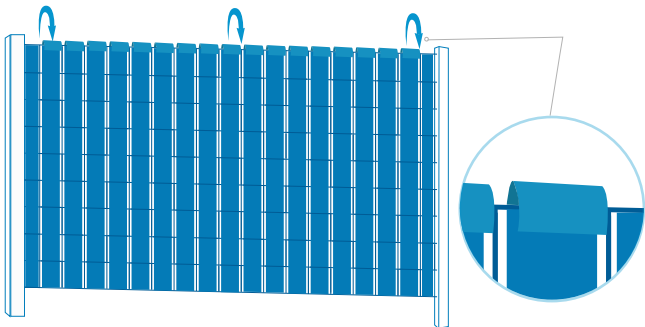


Montáž / Installation steps

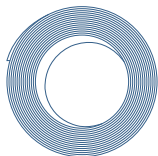
- 1 SK: Tieniecu pásku prevlečte cez plotový panel /
EN: Pass the slat through the mesh as you like



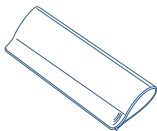
- 3 SK: Tieniacu pásku zložte a naviňte na plotový panel.
EN: Fold the slat and wrap it on the mesh.



Zoznam dielov / Parts

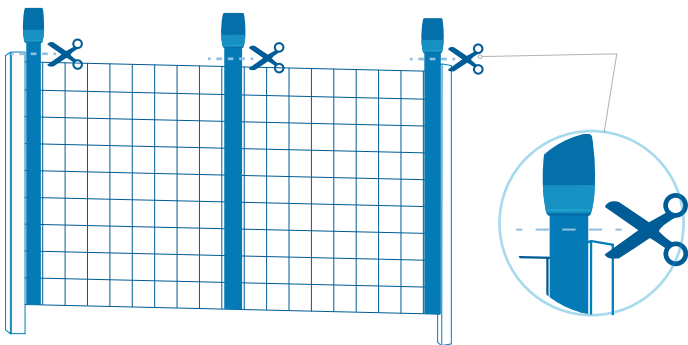


Tieniaca páska / Hard PVC



Sponka / Clip

- 2 SK: Prebytočnú tieniacu pásku odrežte nožnicami.
EN: Cut the excess with scissors.



- 4 SK: Pomocou sponky upevnite tieniacu pásku k plotovému panelu.
EN: Use the clip to fix the slat and the mesh.

